

Judge Registration



Step by Step Instructions for Region V Registration and Form Submission

For Judges:

Go to our website: <https://www.sciencefair.msstate.edu/>

Click on Volunteer/Judges

Alternatively, you can use this link to go directly to the STEM Wizard program:

https://msstate.stemwizard.com/public_site/home/msstate

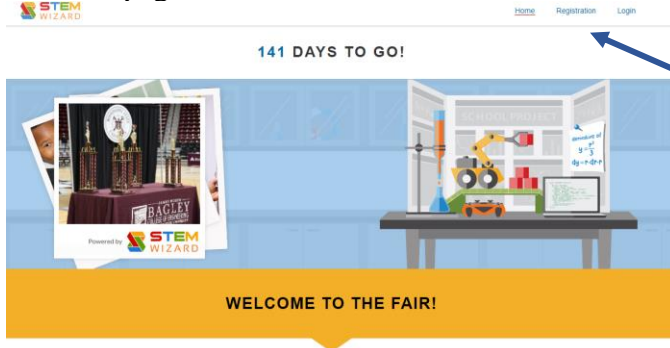
Review the judging criteria for experimental and engineering project

- Register opens on November 5th and will remain open until March 5, 2023

This video: <https://www.loom.com/share/f425abce7866441a86256df1639d2a56> will guide you through the registration process. As a judge, you only need to register yourself. Judging assignments will occur after the pool of judges has been reviewed. Then I will release student abstracts to you PRIOR to the fair for you to review.

Below are some basics from the video.

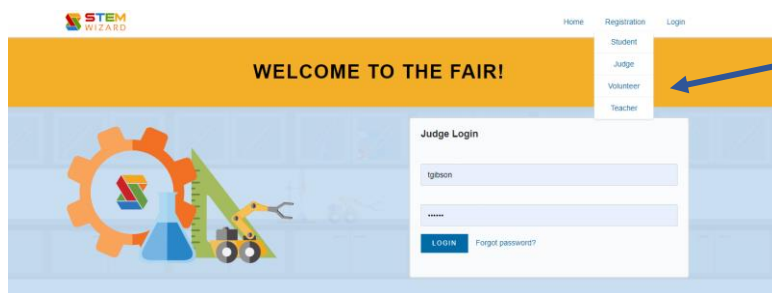
The first page will look like this:



Click on Registration and register for our fair.

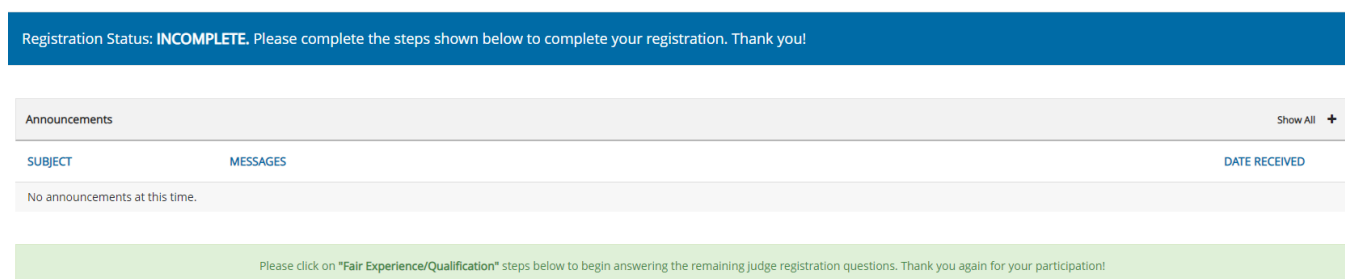
Useful links for 'suggested Research Plan template' and Directions to the Mill

When you click on the registration tab, you'll see this drop-down box (not all questions are seen in this picture)



On this page, Teachers, students, judges, and volunteers will register. You will be asked to create a password and your login information is your email address.

Once you have registered, this page will appear:



Students will click on each 'circle' to complete the task.

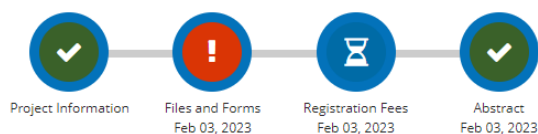
Milestone 1: Fair Experience/Qualification

Milestone 2: Potential Conflicts

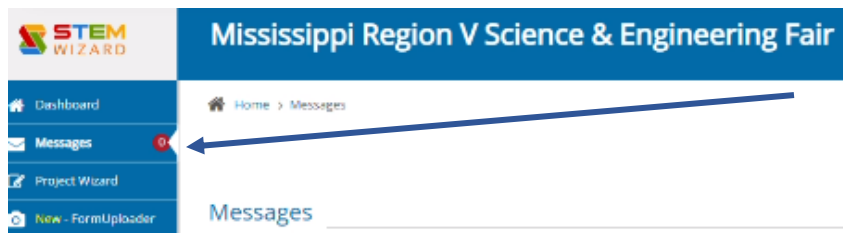
Milestone 3: Category Judge Information

I can also post any messages on this page.

As tasks are completed, the circle will turn 'green' and show a check mark (see below)



Example of student milestones



On the Dashboard page, there is a message box for judges to send Region V questions.

Keep in mind that your abstract, form uploads, and files can be revised/edited until March 5, 2023.

Any questions you may have can be sent to msefregionv@gmail.com