

Student and Teacher Registration



Step by Step Instructions for Region V Registration and Form Submission

For Teachers and Students:

Go to our website: <https://www.sciencefair.msstate.edu/>

Click on 'Upper Fair (Grades 6 – 12)

For a direct link to our STEM Wizard program, use this link:

https://msstate.stemwizard.com/public_site/home/msstate

For Teachers:

Step 1: Make sure your school has been registered

- Early registration is October 28, 2022
- Registration deadline is November 18, 2022

Step 2: This step discusses forms and rules wizard (both of these are also on our new STEM Wizard program)

Step 3: You can print out 'Fillable Student Registration Form' to use HOWEVER, everyone will need to use the 'online form' to register for the science fair. Students can also use this fillable form BUT will need to register online, too. This video: <https://www.loom.com/share/7df9a623bba64e6891c889b201a720fb> will guide you through the registration process. As a teacher, you only need to register yourself. All other aspects of this video are specific to the students. However, it will give you an idea of what the students will use as they register.

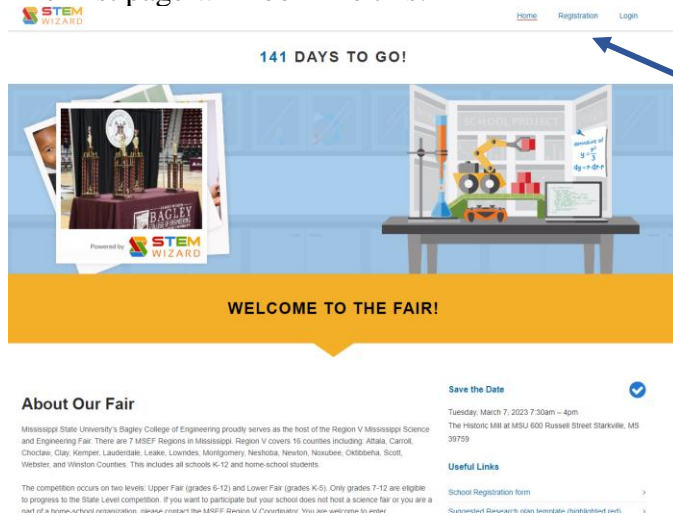
For Students:

Step 3: Students should click on 'online form STEM Wizard'. This will redirect you to our STEM Wizard program for registration.

Use this video: <https://www.loom.com/share/7df9a623bba64e6891c889b201a720fb> to guide you through the registration process.

Below are some basics from the video.

The first page will look like this:



Click on Registration and register for our fair.

Useful links for 'suggested Research Plan template' and Directions to the Mill

When you click on the registration tab, you'll see this drop-down box (not all questions are seen in this picture)

Student Registration

Project type Individual Team

First Name *

- The way you enter your name here is exactly how it will show up on all fair materials including awards.

Middle Name

Last Name *

- The way you enter your name here is exactly how it will show up on all fair materials including awards.

Phone * Extension

Gender

Select Gender *

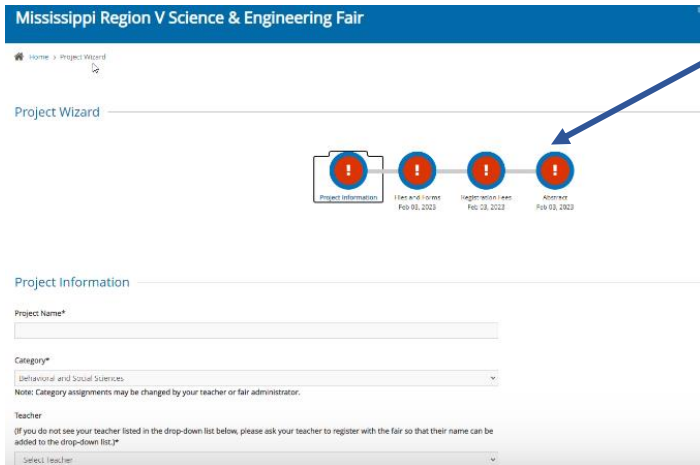
Grade

Select Grade *

On this page, Teachers and students will register. Once teachers are registered, this ends their part of the STEM Wizard process. However, next to the register box will be announcements for teachers to review.

Students will register as either an individual or team and answer the questions associated with their project. An announcement box will appear for students, too.

Once a student has registered, this page will appear:



Students will click on each 'circle' to complete the task.

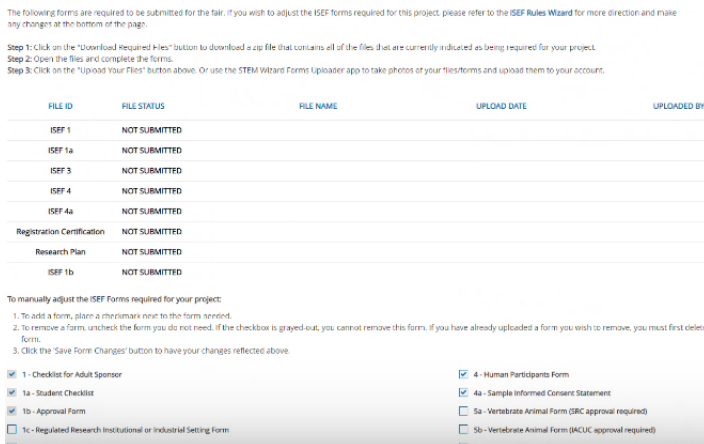
Milestone 1: Project Information

Milestone 2: Forms and Files

Milestone 3: Payment

Milestone 4: Abstract

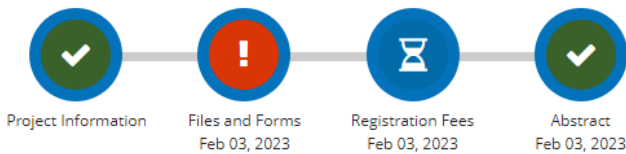
Files and Forms page will look like this:



As files (registration certification) and forms

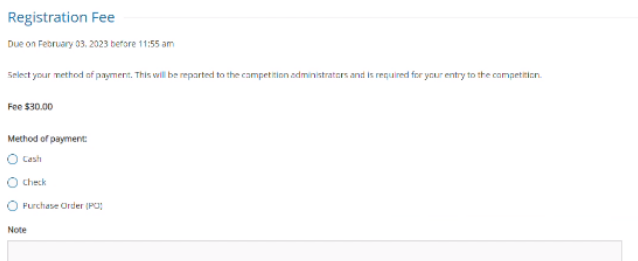
(ISEF) are uploaded, the red circle will remain until all forms are completed.

As tasks are completed, the circle will turn 'green' and show a check mark (see below)



Abstracts can be copied and pasted, or uploaded to the program.

Since payment will be sent in, simply click on the method of payment. Any message we need to see can be written below the payment type:



Form Uploader App

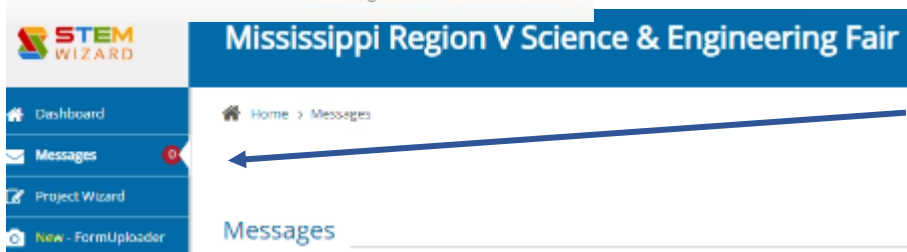
Now you can take photos of your ISEF Forms and/or Required Files on your mobile device and we will convert them to PDF files and upload them to your milestones in STEM Wizard.

The STEM Wizard Form Uploader App lets you take photos of your ISEF Forms and/or Required Files on your mobile device.

Download the app today!



Students can use the STEM Wizard form uploader app to upload forms. This will convert all forms into a pdf format for easier reading.



On the Dashboard page, there is a message box for students to send Region V questions.

The video covers all of the above information, as well as how to fill out a Research Plan template and use the website, Citation Machine for their Works Cited/Bibliography aspect of their plan.

Keep in mind that your abstract, form uploads, and files can be revised/edited until February 15, 2023.

Any questions you may have can be sent to msefregionv@gmail.com